


THE
BRICK
STORE



E

Extruded



LR

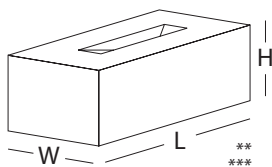

LR Sood & Co

LUDHIANA

Extruded

E1

MANCHESTER RED



L 220 W 102 H 65 MM

***Specifications:**

Weight: 2.4 Kg
Strength: Above 75 Kg/Cm²
Water absorption: < 12%

Coverage per sq.ft. (10mm joint):

4" Wall - 5.5 pcs.
9" Wall - 11 pcs.
1 m² - 58 pcs.
1 m³ - 518 pcs.

**Specifications are indicative, buyers are requested to undertake tests in accredited laboratories to verify suitability of bricks for particular application.*

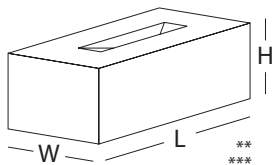

***Individual bricks may vary dimensionally this is natural characteristic of fired clay products and is catered for in relevant Indian Standard.*

****Dimensions are subject to change without prior notice, before ordering/designing buyers are encouraged to inquire about prevailing sizes and quantities available.*

Extruded

E2

FLW RED



L 220 W 102 H 40 MM

***Specifications:**

Weight: 2.5 Kg
Strength: Above 75 Kg/Cm²
Water absorption: < 12%

Coverage per sq.ft. (10mm joint):

4" Wall - 8.5 pcs.
9" Wall - 17 pcs.
1 m² - 87 pcs.
1 m³ - 776.5 pcs.

**Specifications are indicative, buyers are requested to undertake tests in accredited laboratories to verify suitability of bricks for particular application.*

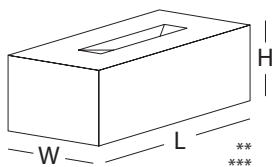
***Individual bricks may vary dimensionally this is natural characteristic of fired clay products and is catered for in relevant Indian Standard.*

****Dimensions are subject to change without prior notice, before ordering/designing buyers are encouraged to inquire about prevailing sizes and quantities available.*

Extruded

E3

BRUSSELS BROWN



L 220 W 102 H 65 MM

***Specifications:**

Weight: 2.4 Kg
Strength: Above 75 Kg/Cm²
Water absorption: < 12%

Coverage per sq.ft. (10mm joint):

4" Wall - 5.5 pcs.
9" Wall - 11 pcs.
1 m² - 58 pcs.
1 m³ - 518 pcs.

**Specifications are indicative, buyers are requested to undertake tests in accredited laboratories to verify suitability of bricks for particular application.*

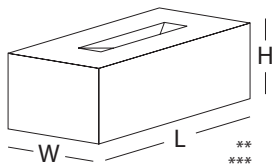
***Individual bricks may vary dimensionally this is natural characteristic of fired clay products and is catered for in relevant Indian Standard.*

****Dimensions are subject to change without prior notice, before ordering/designing buyers are encouraged to inquire about prevailing sizes and quantities available.*

Extruded

E4

GENT BROWN



L 220 W 102 H 65 MM

***Specifications:**

Weight: 2.4 Kg
Strength: Above 75 Kg/Cm²
Water absorption: < 12%

Coverage per sq.ft. (10mm joint):

4" Wall - 5.5 pcs.
9" Wall - 11 pcs.
1 m² - 58 pcs.
1 m³ - 518 pcs.

**Specifications are indicative, buyers are requested to undertake tests in accredited laboratories to verify suitability of bricks for particular application.*

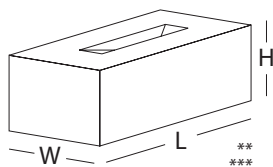
***Individual bricks may vary dimensionally this is natural characteristic of fired clay products and is catered for in relevant Indian Standard.*

****Dimensions are subject to change without prior notice, before ordering/designing buyers are encouraged to inquire about prevailing sizes and quantities available.*

Extruded

E6

SOUTHAMPTON YELLOW



L 220 W 102 H 65 MM

***Specifications:**

Weight: 2.4 Kg
Strength: Above 75 Kg/Cm²
Water absorption: < 12%

Coverage per sq.ft. (10mm joint):

4" Wall - 5.5 pcs.
9" Wall - 11 pcs.
1 m² - 58 pcs.
1 m³ - 518 pcs.

**Specifications are indicative, buyers are requested to undertake tests in accredited laboratories to verify suitability of bricks for particular application.*

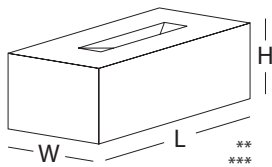
***Individual bricks may vary dimensionally this is natural characteristic of fired clay products and is catered for in relevant Indian Standard.*

****Dimensions are subject to change without prior notice, before ordering/designing buyers are encouraged to inquire about prevailing sizes and quantities available.*

Extruded

E7

SCOTTISH MULTI



L 220 W 102 H 65 MM

***Specifications:**

Weight: 2.4 Kg
Strength: Above 75 Kg/Cm²
Water absorption: < 12%

Coverage per sq.ft. (10mm joint):

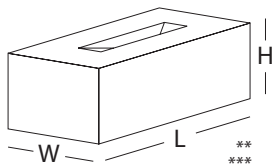
4" Wall - 5.5 pcs.
9" Wall - 11 pcs.
1 m² - 58 pcs.
1 m³ - 518 pcs.

*Specifications are indicative, buyers are requested to undertake tests in accredited laboratories to verify suitability of bricks for particular application.
**Individual bricks may vary dimensionally this is natural characteristic of fired clay products and is catered for in relevant Indian Standard.
***Dimensions are subject to change without prior notice, before ordering/designing buyers are encouraged to inquire about prevailing sizes and quantities available.

Extruded

E8

CHARCOAL MULTI



L 218 W 102 H 65 MM

***Specifications:**

Weight: 2.4 Kg
Strength: Above 75 Kg/Cm²
Water absorption: < 12%

Coverage per sq.ft. (10mm joint):

4" Wall - 5.5 pcs.
9" Wall - 11.5 pcs.
1 m² - 59 pcs.
1 m³ - 523 pcs.

**Specifications are indicative, buyers are requested to undertake tests in accredited laboratories to verify suitability of bricks for particular application.*

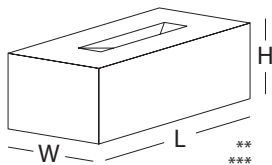
***Individual bricks may vary dimensionally this is natural characteristic of fired clay products and is catered for in relevant Indian Standard.*

****Dimensions are subject to change without prior notice, before ordering/designing buyers are encouraged to inquire about prevailing sizes and quantities available.*

Extruded

E10

VALENCIA PINK



L 220 W 102 H 65 MM

***Specifications:**

Weight: 2.4 Kg
Strength: Above 75 Kg/Cm²
Water absorption: < 12%

Coverage per sq.ft. (10mm joint):

4" Wall - 5.5 pcs.
9" Wall - 11 pcs.
1 m² - 58 pcs.
1 m³ - 518 pcs.

**Specifications are indicative, buyers are requested to undertake tests in accredited laboratories to verify suitability of bricks for particular application.*

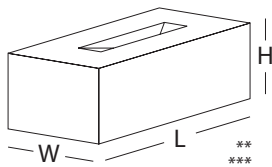
***Individual bricks may vary dimensionally this is natural characteristic of fired clay products and is catered for in relevant Indian Standard.*

****Dimensions are subject to change without prior notice, before ordering/designing buyers are encouraged to inquire about prevailing sizes and quantities available.*

Extruded

E11

COVENTRY MULTI



L 220 W 105 H 65 MM

***Specifications:**

Weight: 2.4 Kg
Strength: Above 75 Kg/Cm²
Water absorption: < 12%

Coverage per sq.ft. (10mm joint):

4" Wall - 5.5 pcs.
9" Wall - 11 pcs.
1 m² - 58 pcs.
1 m³ - 518 pcs.

**Specifications are indicative, buyers are requested to undertake tests in accredited laboratories to verify suitability of bricks for particular application.*

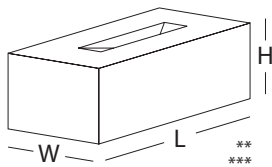
***Individual bricks may vary dimensionally this is natural characteristic of fired clay products and is catered for in relevant Indian Standard.*

****Dimensions are subject to change without prior notice, before ordering/designing buyers are encouraged to inquire about prevailing sizes and quantities available.*

Extruded

E12

TEXAS BROWN MULTI



L 220 W 105 H 65 MM

***Specifications:**

Weight: 2.4 Kg
Strength: Above 75 Kg/Cm²
Water absorption: < 12%

Coverage per sq.ft. (10mm joint):

4" Wall - 5.5 pcs.
9" Wall - 11 pcs.
1 m² - 58 pcs.
1 m³ - 518 pcs.

**Specifications are indicative, buyers are requested to undertake tests in accredited laboratories to verify suitability of bricks for particular application.*

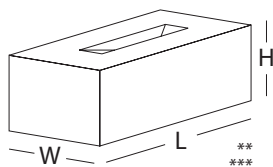
***Individual bricks may vary dimensionally this is natural characteristic of fired clay products and is catered for in relevant Indian Standard.*

****Dimensions are subject to change without prior notice, before ordering/designing buyers are encouraged to inquire about prevailing sizes and quantities available.*

Extruded

E13

OAKWOOD MULTI



L 218 W 105 H 65 MM

***Specifications:**

Weight: 2.4 Kg
Strength: Above 75 Kg/Cm²
Water absorption: < 12%

Coverage per sq.ft. (10mm joint):

4" Wall - 5.5 pcs.
9" Wall - 11 pcs.
1 m² - 58.5 pcs.
1 m³ - 509 pcs.

**Specifications are indicative, buyers are requested to undertake tests in accredited laboratories to verify suitability of bricks for particular application.*

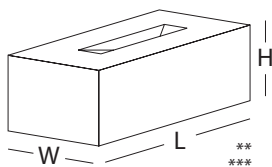
***Individual bricks may vary dimensionally this is natural characteristic of fired clay products and is catered for in relevant Indian Standard.*

****Dimensions are subject to change without prior notice, before ordering/designing buyers are encouraged to inquire about prevailing sizes and quantities available.*

Extruded

E14

WARSAW MULTI



L 220 W 105 H 65 MM

***Specifications:**

Weight: 2.4 Kg
Strength: Above 75 Kg/Cm²
Water absorption: < 12%

Coverage per sq.ft. (10mm joint):

4" Wall - 5.5 pcs.
9" Wall - 11 pcs.
1 m² - 58 pcs.
1 m³ - 518 pcs.

**Specifications are indicative, buyers are requested to undertake tests in accredited laboratories to verify suitability of bricks for particular application.*

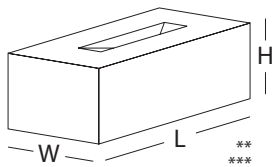
***Individual bricks may vary dimensionally this is natural characteristic of fired clay products and is catered for in relevant Indian Standard.*

****Dimensions are subject to change without prior notice, before ordering/designing buyers are encouraged to inquire about prevailing sizes and quantities available.*

Extruded

E15

WARRINGTON MULTI



L 215 W 105 H 65 MM

***Specifications:**

Weight: 2.4 Kg
Strength: Above 75 Kg/Cm²
Water absorption: < 12%

Coverage per sq.ft. (10mm joint):

4" Wall - 5.5 pcs.
9" Wall - 11 pcs.
1 m² - 60 pcs.
1 m³ - 515.5 pcs.

**Specifications are indicative, buyers are requested to undertake tests in accredited laboratories to verify suitability of bricks for particular application.*

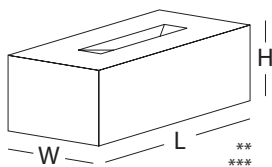
***Individual bricks may vary dimensionally this is natural characteristic of fired clay products and is catered for in relevant Indian Standard.*

****Dimensions are subject to change without prior notice, before ordering/designing buyers are encouraged to inquire about prevailing sizes and quantities available.*

Extruded

E16

CASSANDRA MULTI



L 215 W 105 H 65 MM

***Specifications:**

Weight: 2.4 Kg
Strength: Above 75 Kg/Cm²
Water absorption: < 12%

Coverage per sq.ft. (10mm joint):

4" Wall - 5.6 pcs.
9" Wall - 12 pcs.
1 m² - 60 pcs.
1 m³ - 515.5 pcs.

**Specifications are indicative, buyers are requested to undertake tests in accredited laboratories to verify suitability of bricks for particular application.*

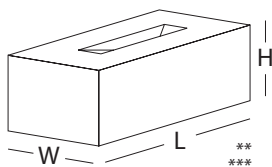
***Individual bricks may vary dimensionally this is natural characteristic of fired clay products and is catered for in relevant Indian Standard.*

****Dimensions are subject to change without prior notice, before ordering/designing buyers are encouraged to inquire about prevailing sizes and quantities available.*

Extruded

E17

CANYON RETRO MULT



L 216 W 105 H 65 MM

***Specifications:**

Weight: 2.4 Kg
Strength: Above 75 Kg/Cm²
Water absorption: < 12%

Coverage per sq.ft. (10mm joint):

4" Wall - 5.5 pcs.
9" Wall - 11 pcs.
1 m² - 59 pcs.
1 m³ - 513.5 pcs.

**Specifications are indicative, buyers are requested to undertake tests in accredited laboratories to verify suitability of bricks for particular application.*

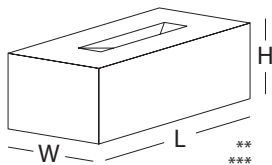
***Individual bricks may vary dimensionally this is natural characteristic of fired clay products and is catered for in relevant Indian Standard.*

****Dimensions are subject to change without prior notice, before ordering/designing buyers are encouraged to inquire about prevailing sizes and quantities available.*

Extruded

E18

CHARLECOTE



L 215 W 102 H 65 MM

***Specifications:**

Weight: 2.4 Kg
Strength: Above 75 Kg/Cm²
Water absorption: < 12%

Coverage per sq.ft. (10mm joint):

4" Wall - 5.6 pcs.
9" Wall - 12 pcs.
1 m² - 60 pcs.
1 m³ - 530 pcs.

**Specifications are indicative, buyers are requested to undertake tests in accredited laboratories to verify suitability of bricks for particular application.*

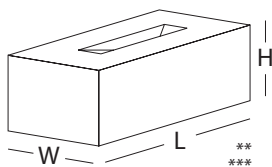
***Individual bricks may vary dimensionally this is natural characteristic of fired clay products and is catered for in relevant Indian Standard.*

****Dimensions are subject to change without prior notice, before ordering/designing buyers are encouraged to inquire about prevailing sizes and quantities available.*

Extruded

E19

PALMINO BUFF



L 212 W 103 H 66 MM

***Specifications:**

Weight: 2.4 Kg
Strength: Above 75 Kg/Cm²
Water absorption: < 12%

Coverage per sq.ft. (10mm joint):

4" Wall - 5.5 pcs.
9" Wall - 11 pcs.
1 m² - 58 pcs.
1 m³ - 514 pcs.

**Specifications are indicative, buyers are requested to undertake tests in accredited laboratories to verify suitability of bricks for particular application.*

***Individual bricks may vary dimensionally this is natural characteristic of fired clay products and is catered for in relevant Indian Standard.*

****Dimensions are subject to change without prior notice, before ordering/designing buyers are encouraged to inquire about prevailing sizes and quantities available.*

Follow thebrickstoreindia on



THE BRICK STORE

Ahmedabad | Bengaluru | Godhra | Hyderabad | Ludhiana | Pune | Rajkot | Vadodara

Upcoming Stores: Indore, Nashik, Surat & Delhi

LR LR Sood & Co

The Brick Store - Ludhiana

M/s Lekh Ram Sood & Co
Sahnewal-Dehlon Road
Near Khanpur Canal
Village Bhutta
Ludhiana - 141206
Punjab, India
Cell: +91 94170 31265
+91 70690 06103
Email: ldh@thebrickstore.in

Brick Factory:

Jay Jalaram Brick Works
Near Main RTO Office
Godhra - 389001
Gujarat, India
Cell: +91 75709 75709
+91 70690 06101
Email: sales@jjb.co.in

www.thebrickstore.in

quality is our way of life

